
































Comparison For Brackets / Mounts (BKT Series)

Specs: Models	Suitable LCD / TV	Load Capacity	Articulating Arm (cm)	Vesa Compliance	Tilt Angle	Pan Angle	Wall Mount Plate (cm)	Adjustable Height (cm)	Depth To Wall (cm)	Distance between the holes (cm)			
										Hmin to Hmax	Xmax	Xmin	Ymax
 BKT-506	26" to 42"	85 kg	—	U	+/- 15°	—	51.0 x 22.5	—	7.6	46	6	32	9
 BKT-507	23" to 42"	40 kg	—	U	+/- 18°	—	47.0 x 23.0	—	8.0	43	5	40	13
 BKT-508	30" to 42"	85 kg	—	U	+/- 10°	—	64.0 x 17.5	—	6.5	57	9	42	4
 BKT-510	37" to 50"	96 kg	—	U	+/- 10°	—	74.0 x 17.5	—	6.5	67	9	42	4
 BKT-512	37" to 62"	96 kg	—	U	+/- 15°	—	80.0 x 22.5	—	8.0	77	6	47	9
 BKT-514	42" to 70"	75 kg	—	U	-5 / + 15°	—	95.0 x 21.0	—	7.7	90	8	60	10
 BKT-520	30" to 42"	80 kg	—	U	0 / +5°	—	51.0 x 24.5	—	4.0	47	6	32	8
 BKT-521	23" to 42"	75 kg	—	U	+12°	—	44.5 x 20.1	—	5.0	40	8	23	7
 BKT-522	37" to 50"	75 kg	—	U	—	—	76.8 x 15.0	—	3.0	72	5	46	9
 BKT-530	—	50 kg	—	U	—	—	68.0 x 50.0	—	—				
 BKT-532	37" to 50"	60 kg	—	U	—	—	73.0 x 44.5	—	4.3	69	3	41	3
 BKT-540	—	8 kg	—	—	-22 / +12°	180°	4.6 x 7.8	—	0.3				
 BKT-542	—	8 kg	—	—	-40 / +90°	—	3.8 x 9.2	—	0.5				
 BKT-550	10" to 32"	25 kg	—	YES	—	—	22.0 x 12.0	—	1.9				
 BKT-551	10" to 32"	23 kg	—	YES	0 / +20°	90°	22.0 x 12.0	—	11.0				
 BKT-552	10" to 24"	15 kg	—	YES	0 / +5°	20°	19.5 x 12.0	—	7.1				
 BKT-552A	10" to 32"	—	—	YES	—	—	22.0 x 22.0	—	2.0				
 BKT-562	10" to 24"	15 kg	3.0 to 33.0	YES	+/- 70°	340°	4.5 x 17.0	—	4.0 to 36.5				
 BKT-563	10" to 24"	15 kg	4.0 to 50.0	YES	+/- 70°	340°	23.5 x 22.5	—	8.5 to 22.5				
 BKT-564	10" to 32"	50 kg	5.0 to 51.0	YES	0 / +20°	340°	6.0 x 33.0	—	7.8 to 59.5				
 BKT-566	20" to 62"	80 kg	5.0 to 64.0	YES	—	340°	13.0 x 30.0	—	5.7 to 63.6				
 BKT-568	20" to 52"	40 kg	10.0 to 34.0	U	0 / +20° or -5°	180°	9.0 x 18.0	—	13.0 to 39.0	40	3	30	5
 BKT-569	42" to 70"	75 kg	12.0 to 55.0	YES	-5 / +15°	+ / - 45°	30.0 x 30.0	—	20.0 to 65.0				
 BKT-570	10" to 30"	20 kg	—	YES	+/- 18°	350°	22.0 x 22.0	45.0 to 60.0	—				
 BKT-571	20" to 50"	85 kg	—	YES	+/- 20°	360°	22.0 x 22.0	130.5 to 160.5	—				
 BKT-572	26" to 65"	85 kg	—	U	—	360°	11.5 x 19.0	111.0 to 150.0	—				
 BKT-575	36" to 55"	75 kg	—	YES	+/- 20°	—	—	46.0 to 79.0	—				
 BKT-576	36" to 55"	75 kg	—	YES	+/- 20°	—	—	46.0 to 79.0	—				
 BKT-580	10" to 32"	26 kg	22.0 to 46.0	YES	180°	360°	11.0 x 11.0	—	—				
 BKT-581	10" to 32"	26 kg	22.0 to 46.0	YES	180°	360°	11.0 x 11.0	—	—				
 BKT-585	10" to 32"	26 kg	22.0 to 46.0	YES	180°	360°	11.0 x 11.0	—	—				
BKT-586	10" to 32"	26 kg	22.0 to 46.0	YES	180°	360°	11.0 x 11.0	—	—				